

Plug and Socket Devices SolConeX 16 A Series 8570



www.stahl.de



12127E00

- > Switch socket / plug 16 A
- > Minimal force required to insert and remove
- > Can be optionally equipped with an auxiliary contact for control and signalling purposes
- > Large switching handle
 - with clear position indication
 - able to be padlocked in 0- and I-position
- > With motor switching capacity AC-3 acc. to IEC 60947-3
- > Self-cleaning contacts for superior reliability
- > IP66 in any application position

E3



The SolConeX plug and socket devices Series 8570 are 16 A versions. An important safety criterion is the reliable load disconnect switch with the large, highly visible handle. Plugging in and unplugging is done easily and safely in 0 position. The plugs and sockets comply with IEC/EN 60309-1/-2/-4 (CEE), IEC/EN 60079-0, IEC/EN 60079-1 and IEC/EN 60079-7. The ability to plug the Ex-plug in non-Ex-sockets is guaranteed, while operation of the Ex-socket using a non-Ex-plug is reliably prevented.











	ATEX / IECEx							NEC 505 Class I							NEC 506							NEC 500					
	0	1	2	20	21	22		0	1	2	20	21	22		Division	1	2	1	2	1		2					
For use in		x	x		x	x	For use in		x	x					For use in		x		x				x				

WebCode 8570A

Plug and Socket Devices SolConeX 16 A Series 8570



Selection Table





Version	No. of poles	Voltage [V]	Colour code	Frequency Hz	h	Metal adapter	Order number	Weight kg	
SolConeX 16 A switch socket 	 16992E00 3 P (2 P + PE)	>50	green	>300-500 ¹⁾	2	--	8570/11-302	1.120	
		50 ... 110	light grey	DC	3	--	8570/11-303	1.120	
		100 ... 130	yellow	50 and 60	4	--	8570/11-304	1.120	
		200 ... 250	blue	50 and 60	6	--	8570/11-306	1.120	
		277	light grey	60	5	--	8570/11-305	1.120	
		380 ... 415	red	50 and 60	9	--	8570/11-309	1.120	
	 06556E00 4 P (3 P + PE)	480 ... 500	black	50 and 60	7	--	8570/11-307	1.120	
		>50	green	>300-500 ¹⁾	2	--	8570/11-402	1.350	
		>50	green	100-300 ¹⁾	10	--	8570/11-410	1.350	
		100 ... 130	yellow	50 and 60	4	--	8570/11-404	1.350	
		200 ... 250	blue	50 and 60	9	--	8570/11-409	1.350	
		380 ... 415	red	50 and 60	6	--	8570/11-406	1.350	
		380 ... 380	red	50	3	--	8570/11-403	1.350	
		440 ... 460	red	60	11	--	8570/11-411	1.350	
		480 ... 500	black	50 and 60	7	--	8570/11-407	1.350	
		600 ... 690	black	50 and 60	5	--	8570/11-405	1.350	
	 06555E00 5 P (3 P + N + PE)	57 / 100 ... 75 / 130	yellow	50 and 60	4	--	8570/11-504	1.450	
		120 / 208 ... 144 / 250	blue	50 and 60	9	--	8570/11-509	1.450	
		200 / 346 ... 240 / 415	red	50 and 60	6	--	8570/11-506	1.450	
		220 / 380	red	50	3	--	8570/11-503	1.450	
		250 / 440 ... 265 / 460	red	60	11	--	8570/11-511	1.450	
		277 / 480 ... 288 / 500	black	50 and 60	7	--	8570/11-507	1.450	
		347 / 600 ... 400 / 690	black	50 and 60	5	--	8570/11-505	1.450	
		Variants with metal earth plate for two metal cable entries and stopping plugs							
	 16992E00 3 P (2 P + PE)	100 ... 130	yellow	50 and 60	4	M20 x 1.5	8570/11-304-S019	1.120	
		100 ... 130	yellow	50 and 60	4	M25 x 1.5	8570/11-304-S011	1.120	
		200 ... 250	blue	50 and 60	6	M20 x 1.5	8570/11-306-S019	1.120	
		200 ... 250	blue	50 and 60	6	M25 x 1.5	8570/11-306-S011	1.120	
	 06556E00 4 P (3 P + PE)	200 ... 250	blue	50 and 60	9	M20 x 1.5	8570/11-409-S020	1.350	
		380 ... 415	red	50 and 60	6	M20 x 1.5	8570/11-406-S020	1.120	
380 ... 415		red	50 and 60	6	M25 x 1.5	8570/11-406-S012	1.120		
480 ... 500		black	50 and 60	7	M20 x 1.5	8570/11-407-S020	1.350		
 06555E00 5 P (3 P + N + PE)	600 ... 690	black	50 and 60	5	M20 x 1.5	8570/11-405-S020	1.350		
	200 / 346 ... 240 / 415	red	50 and 60	6	M20 x 1.5	8570/11-506-S020	1.120		
Variants with auxiliary contact (NO) and cable entry with stopping plug									
 16992E00 3 P (2 P + PE)	200 ... 250	blue	50 and 60	6	--	8570/11-306-S001	1.120		
	380 ... 415	red	50 and 60	6	--	8570/11-406-S001	1.350		
 06556E00 4 P (3 P + PE)	480 ... 500	black	50 and 60	7	--	8570/11-407-S001	1.350		
	600 ... 690	black	50 and 60	5	--	8570/11-405-S001	1.350		
 06555E00 5 P (3 P + N + PE)	200 / 346 ... 240 / 415	red	50 and 60	6	--	8570/11-506-S001	1.600		

* All number of poles: All nominal operating voltages and/or frequencies not covered by other arrangements have the position of the earth contact sleeve 1 h.

Plug and Socket Devices SolConeX 16 A Series 8570



Selection Table

Version	No. of poles	Voltage [V]	Colour code	Frequency Hz	h	Metal adapter	Order number	Weight kg
 SolConeX 16 A plug 10329E00	 09195E00 3 P (2 P + PE)	>50	green	>300-500 ¹⁾	2	--	8570/12-302	0.310
		50 ... 110	light grey	DC	3	--	8570/12-303	0.310
		100 ... 130	yellow	50 and 60	4	--	8570/12-304	0.420
		380 ... 415	red	50 and 60	9	--	8570/12-309	0.310
		200 ... 250	blue	50 and 60	6	--	8570/12-306	0.420
		277	light grey	60	5	--	8570/12-305	0.310
		480 ... 500	black	50 and 60	7	--	8570/12-307	0.310
	 09191E00 4 P (3 P + PE)	>50	green	100-300 ¹⁾	10	--	8570/12-410	0.380
		>50	green	300-500	2	--	8570/12-402	0.380
		100 ... 130	yellow	50 and 60	4	--	8570/12-404	0.380
		200 ... 250	blue	50 and 60	9	--	8570/12-409	0.380
		380 ... 380	red	50	3	--	8570/12-403	0.380
		380 ... 415	red	50 and 60	6	--	8570/12-406	0.380
		440 ... 460	red	60	11	--	8570/12-411	0.380
	480 ... 500	black	50 and 60	7	--	8570/12-407	0.380	
	 09196E00 5 P (3 P + N + PE)	600 ... 690	black	50 and 60	5	--	8570/12-405	0.380
		220 / 380	red	50	3	--	8570/12-503	0.450
		120 / 208 ... 144 / 250	blue	50 and 60	9	--	8570/12-509	0.430
		200 / 346 ... 240 / 415	red	50 and 60	6	--	8570/12-506	0.430
		57 / 100 ... 75 / 130	yellow	50 and 60	4	--	8570/12-504	0.450
		250 / 440 ... 265 / 460	red	60	11	--	8570/12-511	0.430
277 / 480 ... 288 / 500		black	50 and 60	7	--	8570/12-507	0.430	
347 / 600 ... 400 / 690	black	50 and 60	5	--	8570/12-505	0.430		

* All number of poles: All nominal operating voltages and/or frequencies not covered by other arrangements have the position of the earth contact sleeve 1 h.

Explosion Protection

Global (IECEX)

Gas and dust

IECEX PTB 05.0023

Ex d e IIC T6 Gb (Ta = -30 ... +55 °C)
with intrinsically safe auxiliary contacts:
Ex d e [ia Ga] IIC T6 Gb (Ta = -30 ... +55 °C)
Ex tD A21 IP66 T80°C Db (Ta = -30 ... +55 °C)

Europe (ATEX)

Gas and dust

PTB 03 ATEX 1227

⊕ II 2 G Ex d e IIC T6 Gb (Ta = -30 ... +55 °C)
with intrinsically safe auxiliary contacts:
⊕ II 2 G Ex d e [ia Ga] IIC T6 Gb (Ta = -30 ... +55 °C)
⊕ II 2 D Ex tD A21 IP66 T80°C Db (Ta = -30 ... +55 °C)

Certifications and certificates

Certificates

IECEX, ATEX, Brazil (INMETRO), China (China-Ex), India (PESO), Canada (CSA), Kazakhstan (TR), Korea (KCs), Russia (TR), Serbia (SRPS), Taiwan (ITRI), Ukraine (TR), USA (FM), Belarus (TR)

Ship approval

GL, RS

E3

Plug and Socket Devices SolConeX 16 A Series 8570



Technical Data

Electrical data

Version

Rated operational voltage
Main contacts
Auxiliary contacts
Rated operational current
Main contacts
Auxiliary contacts
Switching capacity

Socket 8570/11, Plug 8570/12

max. 690 V AC / max. 110 V DC
max. 500 V AC / max. 110 V DC
16 A
max. 6 A
Main contacts:
AC-3: 690 V, 16 A
4 kW 220 V / 230 V / 240 V
7.5 kW 380 V / 400 V / 415 V / 500 V
11 kW 600 V / 690 V
DC-1: 110 V, 16 A
Auxiliary contacts:
AC-15: 500 V, max. 1250 VA
AC-15: 230 V, max. 1380 VA
AC-12: 500 V, max. 3000 VA
DC-13: 110 V, 110 W
max. 16 A gG
max. 4 pole switch
2 optional auxiliary contacts (ON - delayed, OFF - advanced)

Ambient conditions

Version

Ambient temperature

Socket 8570/11, Plug 8570/12

see explosion protection data -50 C° on request (internal lubrication using silicone grease)

Mechanical data

Version

Degree of protection
Enclosure material
Switching handle

Socket 8570/11

IP66 acc. to IEC/EN 60529
Polyamide, glass fibre reinforced, fire and saltwater resistant
can be locked in 0 and I positions

Version

Degree of protection

Plug 8570/12

IP66 acc. to IEC/EN 60529

Mounting / Installation

Version

Connection terminal

Socket 8570/11

2 x 1.5 ... 6 mm² solid
2 x 1.5 ... 4 mm² finely-stranded

Cable entries

Cable gland

1 x M25 x 1.5
(positioning on the top or at the side, according to the order)

Stopping plug

1 x M25 x 1.5

Version

Terminals

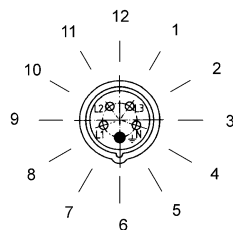
Plug 8570/12

Cable entries

1 x 1.5 ... 4 mm² finely stranded
8 ... 20 mm cable diameter

Arrangement of Earth Contact Sockets

Example:
Clock hour position,
Front view of socket



02395E00

Example:
Clock hour
position



230 V = 6 h

09195E00

Marking of connections
Front view of socket



2 P + PE

09195E00



3 P + PE

06556E00



3 P + N + PE

06555E00

Plug and Socket Devices SolConeX 16 A Series 8570

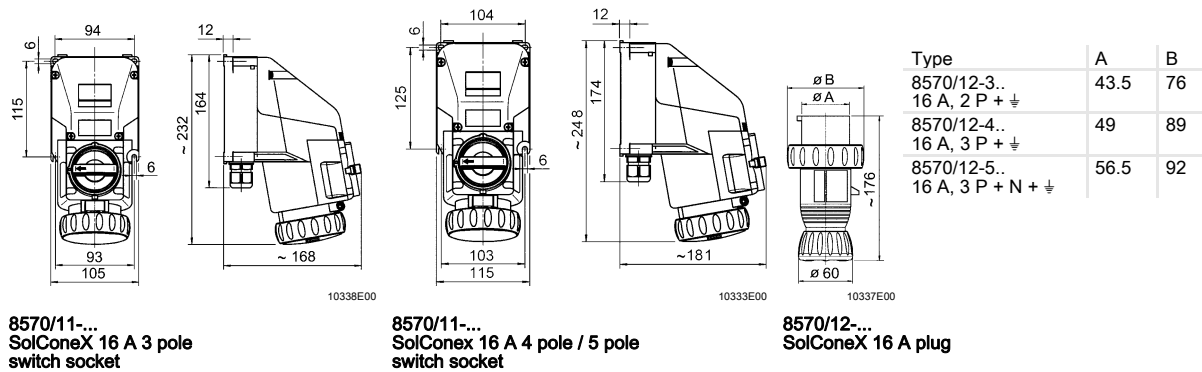


Accessories and Spare Parts

Designation	Figure	Description	Art. no.	Weight kg
Auxiliary contact (retrofitable)		1 NO	150682	0.125
		1 NC	150680	0.125
		1 NO, gold contact	150686	0.125
		1 NC, gold contact	150684	0.125
Protective cap		for plug 16 A 3 pole not for extra-low voltage version	150496	0.043
		for plug 16 A 4 pole	150510	0.049
		for plug 16 A 5 pole	150520	0.056

E3

Dimensional Drawings (All Dimensions in mm) - Subject to Alterations



We reserve the right to make alterations to the technical data, dimensions, weights, designs and products available without notice.
The illustrations cannot be considered binding.